

**IBM I.T. Solutions Pension Scheme**

Investment Policy Implementation Document – November 2023

This document sets out the detailed day-to-day implementation of the investment policy of The IBM I.T. Solutions Pension Scheme (“the Scheme”) as determined by the Scheme’s Trustee and delegated to the Defined Benefit (“DB”) and Defined Contribution (“DC”) Investment Committees (“the ICs”). It should be read in conjunction with the Scheme’s Statement of Investment Principles (“SIP”), which outlines the broader framework of the principles governing decisions about investment of the Scheme’s assets.

**Schedules**

- Schedule A                      Current DB Investment Strategy
- Schedule B                      Day-to-Day Management of DB Assets
- Schedule C                      Additional Contributions (AVCs and ASCs)

This document is amended as necessary by the Trustee, to reflect any changes to the Scheme’s investment arrangements.

**November 2023**

.....

SIGNED FOR THE TRUSTEE by P Butler, Pensions Trust Manager & Company Secretary

DATED .....

## IBM I.T. Solutions Pension Scheme

Investment Policy Implementation Document – November 2023

### Schedule A

#### Current DB Investment Strategy

##### Asset Allocation Policy

The Trustee has set the asset allocation below as the target appropriate to meet the Scheme's objectives and control the investment risks identified in the SIP.

The Scheme's target investment strategy is kept under review periodically, with a full review expected alongside each triennial actuarial valuation.

Asset Class	Current Strategic Target Allocation (%)
<b>Growth Assets</b>	<b>16.3</b>
UK property	6.0
Diversified Multi-Asset Growth Fund	4.5
Secured Finance	3.8
Alternative credit	2.0
<b>Matching Assets</b>	<b>83.7</b>
Long-term UK core Credit	23.0
Global bonds	7.0
Liability matching assets	51.2
Cash	2.5
<b>Total</b>	<b>100.0</b>

The Scheme's actual asset allocation may differ from the target allocation primarily due to the impact of market movements and / or the time taken to implement changes or build up (or wind down) allocations to specific asset classes, for example UK property. The Trustee is comfortable with some level of divergence from the target allocation and will review such divergence from time to time to ensure that the asset allocation remains suitable for the Scheme, whilst still allowing the investment managers sufficient flexibility to seek out-performance against their benchmarks.

##### Rebalancing Policy

The IC will typically seek to rebalance back towards the target allocation following the rebalancing process detailed below. Where the IC decides to deviate from this policy, for example where exceptional market conditions prevail, the reasons for such deviation will be documented.

Allocation	Rebalancing Range around Target Allocation
Growth / Matching asset split	+/- 2%
Individual asset class (target allocation is greater than 50%)	+/-3%
Individual asset class (target allocation is between 10% and 50%)	+/- 2%
Individual asset class (target allocation is less than 10%)	+/- 1%

## **IBM I.T. Solutions Pension Scheme**

Investment Policy Implementation Document – November 2023

The Trustee also seeks to maintain a collateral buffer of between 3-5% for the liability matching assets which override the rebalancing parameters.

### **Cashflow Management Policy**

The Trustee has a cashflow management policy process, which is reviewed regularly, if action is required to source cash from the Scheme's assets to meet cashflow needs.

### **Currency Hedging Policy**

Overseas currency exposure across all investments is assessed periodically and the Investment Committee aims to limit the overall unhedged currency exposure to a maximum of 10% of the Scheme's total assets. At present a currency overlay is not required to maintain that unhedged objective as the unhedged asset allocation is under 10%. The Trustee has agreed to maintain this approach and reassess currency exposure in advance of implementing any strategic asset allocation changes.

### **Liability Hedging Policy**

The Trustee has agreed to target a 95% interest rate and inflation liability hedge ratio on a gilts +0.5% p.a. basis. In order to achieve this, the Trustee allows the liability hedging ("LDI") manager to use leverage to achieve the desired level of hedging in a cost effective manner. The day-to-day monitoring of counterparty risk is delegated to the LDI manager but is subject to the limits on counterparty exposure and creditworthiness agreed between the Trustee and the LDI manager.

## IBM I.T. Solutions Pension Scheme

Investment Policy Implementation Document – November 2023

### Schedule B

#### Day-to-Day Management of Assets

Details of the Scheme’s current holdings, including the managers, vehicles, investment approach and benchmarks are set out in the table below.

Asset Class	Manager	Vehicle	Investment Approach	Benchmark/Index
UK Property	CBRE	Segregated	Active	MSCI/AREF UK QPFI All Balanced Funds
Reinsurance (Current holdings*)	Nephila	Pooled	Active	3mth (USD) LIBOR +3%
	Securis	Pooled	Active	
Alternative Credit	CQS	Pooled	Active	3mth (UK) LIBOR +2.5%
Diversified Multi-Asset Growth Fund	Mercer Global Investment Europe Limited	Pooled	Active	SONIA +3%
Secured Finance	24AM	Pooled	Active	SONIA +2%
Global bonds	Northern Trust	Pooled	Active	Barclays Global Aggregate Customised (20% Treasuries/40% Corporates/40% Securitised)
Long-term UK core credit	PIMCO	Segregated	Active	Bloomberg Barclays Sterling Aggregate 10+ Non-Gilt 50% / Non-Gilt (Excl. BBB) 50%
	Western	Segregated	Active	
	Goldman Sachs Asset Management	Segregated	Active	
LDI	Cardano	Segregated	Passive	Liability benchmark
Cash	Northern Trust	Segregated	Passive	SONIA
Currency overlay	Russell	Segregated	Passive	Currency overlay benchmark

\* Current holdings are derived from historic investments in Reinsurance which have resulted in trailing investments due to side pockets from previous insured catastrophes.

The Trustee has considered and is comfortable with the guidelines and restrictions of each of the mandates in which the Scheme invests in.

Unless expressly agreed in writing by the Trustee, the investment managers of segregated assets are not permitted to borrow money (or to act as guarantors in respect of the obligations of another person) where the borrowing is liable to be repaid (or liability under a guarantee is liable to be satisfied) out of the assets of the Scheme; this does not preclude borrowing made only for the purpose of providing liquidity for the Scheme and on a temporary basis. Nor does it preclude investment in leveraged pooled funds, providing the Trustee is comfortable with the maximum leverage allowed under the strategy. Some short-term borrowing for settlement is also allowed, but

## **IBM I.T. Solutions Pension Scheme**

Investment Policy Implementation Document – November 2023

is strictly limited and for the purpose of trade settlement only (which is standard practice in investment management).

### **Custodian**

The Trustee has appointed Northern Trust as custodian of the Scheme's segregated assets. For the Scheme's pooled fund investments, the Trustee has no direct ownership of the underlying assets within the pooled funds. The policies, proposal forms, prospectuses and related principles of operation set out the terms on which the assets are managed. The safekeeping of the assets within the pooled funds is performed on behalf of the representative investment managers by custodian banks specifically appointed to undertake this function and whose appointment is reviewed at regular intervals by the managers.

### **Performance Measurement**

The Trustee uses the services of an independent performance measurement company (currently the Scheme's custodian) to assess the managers' performance relative to the benchmark returns. The Trustee reviews this on a regular basis along with consideration versus outperformance targets.

# IBM I.T. Solutions Pension Scheme

Investment Policy Implementation Document – November 2023

## Schedule C

### Additional Contributions (AVCs and ASCs)

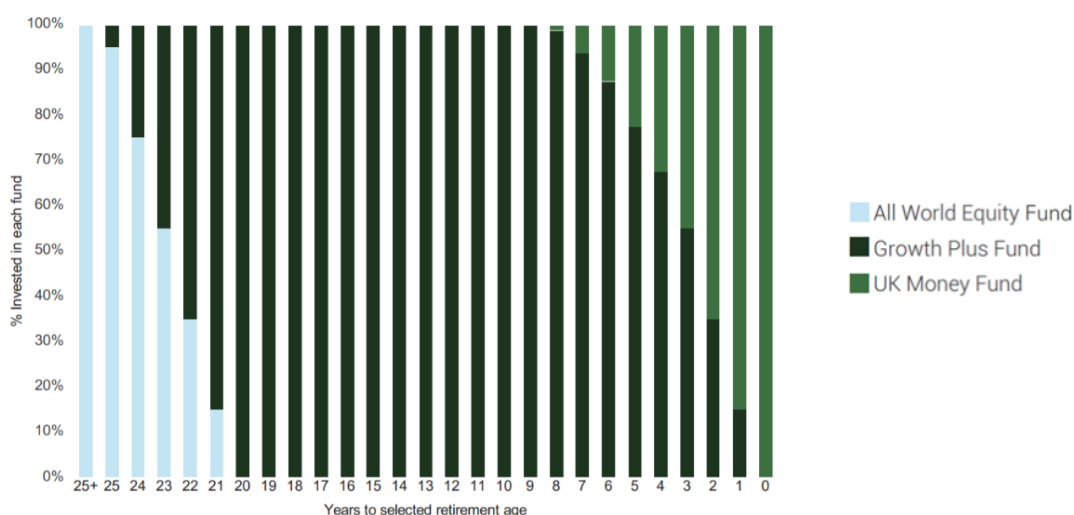
The Scheme’s AVC and ASC arrangements are managed by Legal & General Investment Management Limited (“Legal & General”) and HSBC Global Asset Management (“HSBC”), and provided by Legal & General Assurance Society Limited (“LGAS”) under a bundled<sup>1</sup> arrangement.

There are currently four Lifecycle investment strategies in place for members to choose from; the Lifecycle Balanced 2020, Lifecycle to Annuity 2020, Lifecycle to Drawdown 2020, or Lifecycle to Lump Sum 2020 (default investment strategy). There are also two legacy Lifecycle investment strategies. Each member’s circumstances are unique and as such, how they will take their retirement benefits will differ depending on those circumstances. The legacy investment strategies are no longer open to new members. However, members close to retirement may remain invested in these strategies and can opt to increase their allocations.

There is also a range of 28 self-select Freestyle funds for members to choose from (of which four funds are closed to new member elections).

### Lifecycle to Lump Sum 2020 (Default Investment Strategy)

The Lifecycle to Lump Sum 2020 strategy is the default investment strategy and is designed for members who will take their benefits via cash at retirement. There is a 100% allocation to the All World Equity Fund until 25 years to retirement. Then between 25-20 years from retirement, funds are progressively switched to the Growth Plus Fund. At 8 years to retirement, the UK Money Fund starts to be introduced targeting a final 100% allocation to the UK Money Fund at retirement. Actual switches are undertaken on a quarterly basis.



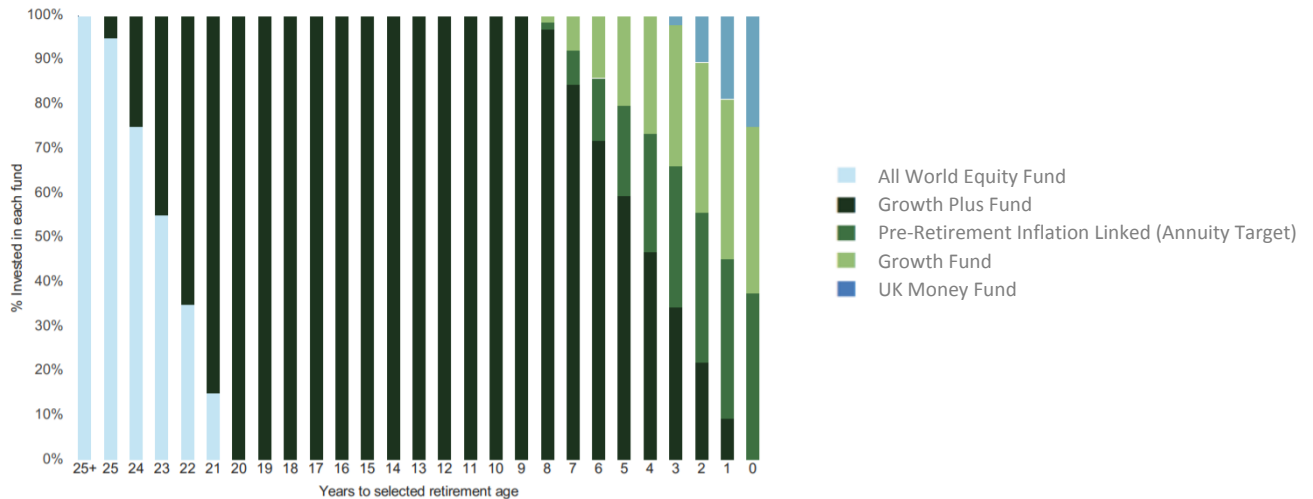
<sup>1</sup> A ‘bundled’ arrangement denotes the combination of the administration and investment of the Plan’s assets under one provider – for the Plan, the provider is LGAS.

# IBM I.T. Solutions Pension Scheme

## Investment Policy Implementation Document – November 2023

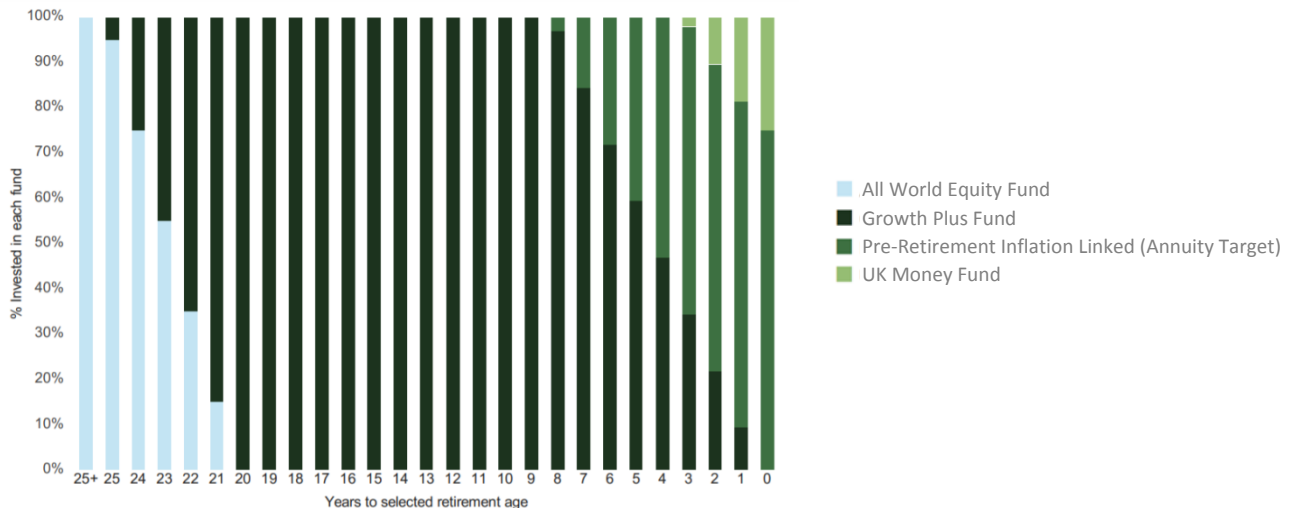
### Lifecycle Balanced 2020

The Lifecycle Balanced 2020 strategy is designed to give members a 'balanced' investment strategy that incorporates a mixed annuity and drawdown target (in addition to the 25% cash target). There is a 100% allocation to the All World Equity Index Fund until 25 years to retirement. Then between 25-20 years from retirement, funds are progressively switched to the Growth Plus Fund. At 8 years to retirement, the Pre-Retirement Inflation Linked (Annuity Target) Fund and the Growth Funds are introduced. At 3 years to retirement the UK Money Fund is introduced with the final allocation being 37.5% to both the Pre-Retirement Inflation Linked (Annuity Target) Fund and Growth Fund and 25% to the UK Money Fund. Actual switches are undertaken on a quarterly basis.



### Lifecycle to Annuity 2020

The Lifecycle to Annuity 2020 strategy is designed for members who intend to take 25% of their benefits as tax-free cash and use the remainder to purchase an annuity at retirement. There is a 100% allocation to the All World Equity Index Fund until 25 years to retirement. Then between 25-20 years from retirement funds are progressively switched to the Growth Plus Fund. The Pre-Retirement Inflation Linked (Annuity Target) Fund and UK Money Fund are introduced at 8 and 3 years to retirement respectively. At retirement, there is a 75% and 25% allocation to the Pre-Retirement Inflation Linked (Annuity Target) Fund and UK Money Fund respectively. Actual switches are undertaken on a quarterly basis.

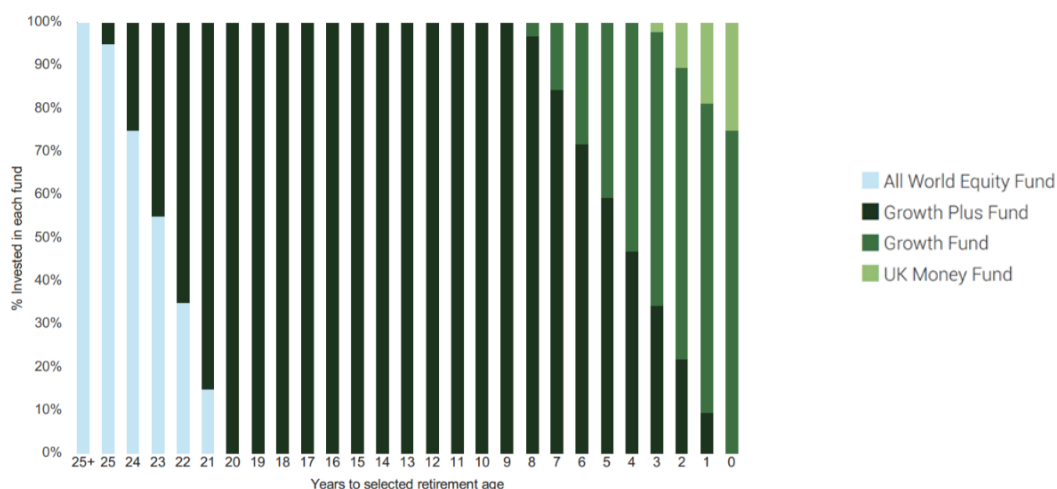


## IBM I.T. Solutions Pension Scheme

Investment Policy Implementation Document – November 2023

### Lifecycle to Drawdown 2020

The Lifecycle to Drawdown 2020 strategy targets an allocation which aims to provide a suitable retirement position for members wishing to transfer into a flexi-access income drawdown product at retirement. There is a 100% allocation to the All World Equity Index Fund until 25 years to retirement. Then between 25-20 years from retirement funds are progressively switched to the Growth Plus Fund. At 8 and 3 years from retirement the Growth Fund and Money Fund start to be introduced, targeting final allocations of 75% and 25% respectively. Actual switches are undertaken on a quarterly basis.



### Freestyle Fund Range

Some of the individual funds listed under the Freestyle Fund Range are used as building blocks for the Lifecycle investment strategies. Descriptions of the Freestyle Funds are shown below.

Manager	Fund	Description	Benchmark
LGIM	UK Equity Index	This fund invests in the shares of UK companies and aims to achieve a return that is consistent with the return of the FTSE All-Share Index.	FTSE All-Share Index
LGIM	World (ex-UK) Developed Equity Index	This fund invests in the shares of overseas companies (Europe, Japan, Far East, US and Canadian markets) according to market capitalisation weightings. It aims to achieve a return in line with the FTSE All-World Developed ex-UK index. In addition, there is a currency hedge of 50% of the fund to reduce the volatility associated with foreign exchange movements.	FTSE Developed World (ex UK) Index (50% GBP hedged)
LGIM	All World Equity	This fund invests in shares of companies across the globe (including emerging markets). The Fund aims to provide a return in line with the FTSE AW All World Index. 90% of the currency exposure to certain markets is hedged to Sterling reducing the impact of currency movements.	FTSE All-World (90% GBP hedged)



## IBM I.T. Solutions Pension Scheme

Investment Policy Implementation Document – November 2023

Manager	Fund	Description	Benchmark
LGIM	World Emerging Markets Equity Index	This fund aims to capture the returns of the world's emerging markets. It tracks the FTSE AW All-Emerging Markets Index. Currency exposure in the fund is not hedged.	FTSE Emerging Index
LGIM	Ethical Global Equity Index	This fund aims to capture the returns of the FTSE4Good Global Index and is aimed at investors who wish to take account of ethical, environment or social principles. 90% of the Developed Markets currency exposure is hedged to Sterling reducing the impact of currency movements.	FTSE4Good Global Equity (90% GBP hedged)
LGIM	Ethical UK Equity Index	This fund aims to capture the returns of the FTSE4Good UK Index and is aimed at investors who wish to take account of ethical, environmental or social principles.	FTSE4Good UK Equity Index
LGIM	Future World Fund	<p>This fund invests in a diversified range of global equities and targets better risk-adjusted returns than a traditional index strategy, through factor based investing. It also incorporates a climate 'tilt' to address the investment risks associated with climate change, and seeks to raise the standards of companies that are critical to the transition to a low-carbon economy. The fund aims to replicate the performance of the index and will ensure the fund has similar characteristics as the index whilst not necessarily holding all the constituents of the index.</p> <p>90% of the Developed Markets currency exposure is hedged to Sterling reducing the impact of currency movements.</p>	FTSE ALL-World ex CW Climate Balanced Factor Index
LGIM	Sustainable Global Equity Index Fund	This fund employs an index tracking strategy, aiming to replicate the performance of its benchmark. The index aims to provide exposure to developed and emerging equity markets while reflecting significant Environmental, Social and Governance ("ESG") issues.	Solactive L&G ESG Global Markets Index
LGIM	Sustainable Developed (ex UK) Equity Index Fund	This fund employs an index tracking strategy, aiming to replicate the performance of its benchmark. The index aims to provide market capitalisation weighted exposure to developed world equity markets (excluding the UK) while reflecting an awareness about significant ESG issues through exposure to four underlying alternatively weighted indices.	Solactive L&G ESG Developed ex UK Index
LGIM	Sustainable UK Equity Index Fund	This fund employs an index tracking strategy, aiming to replicate the performance of its benchmark. The index aims to provide exposure to the UK equity market while reflecting significant ESG issues.	Solactive L&G ESG UK Index

## IBM I.T. Solutions Pension Scheme

Investment Policy Implementation Document – November 2023

Manager	Fund	Description	Benchmark
LGIM	Sustainable Emerging Markets Equity Index Fund	This fund employs an index tracking strategy, aiming to replicate the performance of its benchmark. The index aims to provide exposure to the emerging equity markets while reflecting significant ESG issues.	Solactive L&G ESG Emerging Markets Index
LGIM	Global Equity Fixed Weights (60:40) Index*	This fund aims to achieve the returns consistent with a 60% allocation to the FTSE All Share Index (UK) and 40% allocation to FTSE overseas regional Indexes. Specifically, the 40% overseas allocation is divided - 14% in FTSE Developed Europe (ex-UK), 14% in FTSE World North America, 7% in FTSE Japan and 5% in FTSE World Asia Pacific (ex-Japan). Currency exposure in the fund is not hedged.	Composite of 60/40 distribution between UK and overseas
LGIM	Global Equity (70:30) Index*	This fund aims to achieve the returns consistent with a 70% allocation to the FTSE All Share Index (UK) and 30% allocation to the FTSE AW All-World (ex-UK) Index. Currency exposure in the fund is not hedged.	Composite of 70/30 distribution between UK and overseas
LGIM	Infrastructure Equity	This fund aims to provide diversified exposure to global listed infrastructure markets and to produce a return broadly comparable to the MFG Core Infrastructure Index - GBP Hedged. All of the developed market currency exposure is hedged.	MFG Core Infrastructure (100% GBP hedged)
LGIM	Global Real Estate Equity	The investment objective of the fund is to track the performance of the FTSE EPRA/NAREIT Developed Real Estate Index – GBP Hedged (less withholding tax where applicable) to within +/- 1.0% p.a. for two years out of three. All of the developed market currency exposure is hedged.	FTSE EPRA/NAREIT Developed Real Estate Index (100% GBP hedged)
HSBC	Shariah Fund	The Fund aims to achieve long-term capital appreciation by tracking a well-diversified equity index portfolio that meets Islamic investment principles, whilst minimizing associated trading costs and tracking error risk. It is a core Sharia-compliant investment strategy which aims to use a fully-replicated passive equity investment approach to track the Dow Jones Islamic Market Titans 100 Net Total Return Index.	Dow Jones Islamic Market Titans 100 Net Total Return Index
LGIM	Growth	This fund tracks a composite index consisting of global equities, global real estate securities, infrastructure equity, emerging market debt, commodities, corporate and index-linked government bonds.  The Growth Fund allocation is as follows: <ul style="list-style-type: none"> <li>- 25% in global equities (tracking the Solactive L&amp;G ESG Global Markets Index) with 90% of the developed currency exposure being hedged to Sterling;</li> </ul>	Weighted composite Growth Fund benchmark (Approx. 15% unhedged currency exposure - hedge levels in line with underlying building blocks)

## IBM I.T. Solutions Pension Scheme

Investment Policy Implementation Document – November 2023

Manager	Fund	Description	Benchmark
		<ul style="list-style-type: none"> <li>- 30% in corporate bonds (tracking the Solactive L&amp;G ESG GBP Investment Grade Corporate TR Index);</li> <li>- 15% in index-linked gilts;</li> <li>- 7.5% in emerging market debt (half of this hedged to Sterling);</li> <li>- 7.5% in global real estate securities (developed currency exposure hedged to Sterling);</li> <li>- 7.5% in infrastructure-related investments (developed currency exposure hedged to Sterling); and</li> <li>- 7.5% in commodities.</li> </ul> <p>The Trustee keeps the asset allocation of this fund under review.</p>	
LGIM	Growth Plus / Growth Plus (formerly Consensus)*	<p>This fund tracks a composite index consisting of global equities, global real estate securities, infrastructure equity, emerging market debt, commodities, corporate and government bonds.</p> <p>The Growth Plus/Growth Plus (formerly Consensus)* Fund allocation is as follows:</p> <ul style="list-style-type: none"> <li>- 65% in global equities (tracking the Solactive L&amp;G ESG Global Markets Index) with 90% of the developed currency exposure hedged to Sterling.</li> <li>- 5% in corporate bonds (tracking the Solactive L&amp;G ESG GBP Investment Grade Corporate TR Index)</li> <li>- 7.5% in emerging market debt (half of this also Sterling- hedged).</li> <li>- 5% in infrastructure-related investments (developed currency exposure hedged to Sterling);</li> <li>- 10% in global real estate securities (developed currency exposure hedged to Sterling; and</li> <li>- 7.5% in commodities.</li> </ul> <p>The Trustee keeps the asset allocation of this fund under review.</p>	Weighted composite Growth Plus Fund benchmark (Approx. 22% unhedged currency exposure - hedge levels in line with underlying building blocks)
LGIM	Over 15 Year Gilts Index	This fund aims to capture the returns of the UK gilt market. It tracks the FTSE-A Government (Over 15 year) Index and invests in long-term gilts.	FTSE Actuaries UK Conventional Gilts Over 15 Years Index
LGIM	All Stocks Index Linked Gilts	This fund aims to capture the return of the UK index-linked gilt market. It tracks the FTSE A Government Index-Linked (All Stocks) Index and invests in both short and long-term index-linked gilts.	FTSE Index Linked

## IBM I.T. Solutions Pension Scheme

Investment Policy Implementation Document – November 2023

Manager	Fund	Description	Benchmark
LGIM	Investment Grade Corporate Bond – All Stocks Index	This fund aims to capture the return of the iBoxx Sterling Non-Gilts Index and invests primarily in long-dated sterling-denominated investment grade corporate bonds.	Markit iBoxx £ Non-Gilts Index (All Stocks)
LGIM	Sustainable GBP Corporate Bond Index Fund	This fund maintains a diversified exposure to the GBP corporate bond markets and produce a return in line with the performance of the Solactive L&G ESG GBP Investment Grade Corporate TR Index. The index aims to provide exposure to GBP corporate bond markets while reflecting significant ESG considerations.	Solactive L&G ESG GBP Investment Grade Corporate TR Index
LGIM	Emerging Markets Debt	This fund provides exposure to the yields offered by Emerging Market Debt. The Fund is split equally between securities denominated in local currencies and securities denominated in USD with both elements tracking the JP Morgan Emerging Market Bond indices. Exposure to securities dominated in USD is hedged to Sterling.	JPM EM Global Div. 50% Local / 50% USD hedged
LGIM	Pre-Retirement (Annuity Target)	This fund aims to invest in assets that reflect the investments underlying a typical traditional non-inflation linked pension annuity. This fund is following an annuity price aware strategy and given that objective, the benchmark evolves over time as annuity price drives change. For reporting purposes benchmark comparison will be the target strategy which the Legal & General Strategic Investment & Risk Management (SIRM) team set and which the Legal & General Index Funds team manage against.	Composite of gilts and corporate bond funds
LGIM	Pre-Retirement Inflation Linked (Annuity Target)	The fund aims to provide diversified exposure to sterling assets that reflect the broad characteristics of investments underlying the pricing of a typical inflation-linked annuity product.	A composite of gilts and corporate bonds
LGIM	Annuity Protection Index*	This fund aims to reflect the way that annuities are priced which reduces the impact on your pension if your retirement is at a time of high inflation. It invests 70% in the Over 5 Year Index-Linked Gilts Index Fund and 30% in the Over 15 Year Gilts Index Fund.	Composite of 70% Index Linked Gilts > 5 yrs / 30% Gilts > 15 yrs
LGIM	UK Money	This fund is actively managed and predominantly invests in a portfolio of high quality short term money market instruments.	Sterling Overnight Index Average (SONIA)

\* These Freestyle Funds are closed to new member elections. Members already invested in these funds may remain invested.

### With Profits Policies (closed to future contributions)

Aviva Life & Pensions UK Limited (“Aviva”)	These funds are invested in the Companies' life funds, which may in turn be invested in a broad range of asset classes. Investment returns depend on the underlying investment performance, company specific and actuarial considerations. These policies are closed to new contributions.
--	--